

Week 3 Tuesday 19th January:

Literacy: Biography

Yesterday you started your non-fiction writing all about your real life hero.

Today you are going to create an introduction for your writing. The introduction should tell the reader who the person is and describe them. Begin by writing a sub-heading for your introduction. We are then going to focus on using expanded noun phrases. An expanded noun phrase means adding an adjective to a noun phrase. Watch the BBC video link to learn more.

Complete sentences that focus on describing your hero; think about the way they look, sound and their personality. Try to start each of your sentences in different ways. Take a look at the example for ideas.

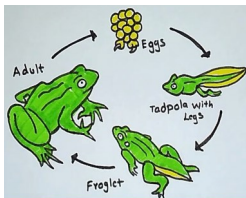
Maths: Recap of 3D shapes

Practice spelling the names of the 3D shapes we looked at yesterday. Then take a look at page 3 of this document for today's activity. Once you have completed this activity, please watch today's Maths Meeting video on Tapestry and join in with Miss John!

Theme: Science

Yesterday we learnt about the life cycle of a human. Today we are going to explore the life cycle of a frog. What type of animal is a frog? Is it a mammal, reptile, bird, fish or amphibian? How do you know? Watch the video on tapestry which explains the stages of a frog's life cycle.

Draw your own diagram or use the one given in the resources to show each stage of the life cycle. Can you write sentences to explain what happens at each stage?



Phonics: Comparing ie

Today we are going to compare the different graphemes for the sound ie. Follow the phonics video on tapestry and then see if you can complete the phoneme spotter.

Spelling word of the day:

great

Please watch the video for today's spelling activity.

Handwriting:

Please watch the video for today's handwriting practice.

Practice writing the letter x in cursive.

Complete two lines of the letter x and then try using it in the word 'fox'.

Then see if you can think of your own words with this letter in.



Additional resources and videos for today:

Literacy:

BBC expanded noun phrases <https://www.bbc.co.uk/bitesize/topics/zwwp8mn/articles/z3nfw6f>

Maths:

Miss John's Maths Meeting lesson on Tapestry

3D shapes video: <https://www.youtube.com/watch?v=r845CIhu5Ok>

3D shapes song: <https://www.youtube.com/watch?v=ZnZYK83utu0>

BBC Bitesize KSI 3D shapes <https://www.bbc.co.uk/bitesize/topics/zjv39j6/articles/zcsjqty>

Phonics:

Miss Webster's phonics lesson: Tapestry


Theme:

Frog life cycle video with Miss Webster: Tapestry

BBC life cycles of animals: <https://www.bbc.co.uk/bitesize/topics/z6882hw/articles/zttckqt>

Literacy

Introduction example

Who is my hero?  Sub-heading

My hero is my kind helpful mum. She has huge blue eyes with long curly eyelashes. Her long golden hair shimmers in the light and smells like beautiful flowers. My mum always wears bright pretty clothes with lots of large patterns. She has a soft calming voice which makes me feel safe and happy.

Adjectives to create expanded noun phrases.

Conjunctions to extend sentences and add more information.

Today's Maths Activity:

Create your own version of this 3D shapes song! Can you change the items to things you can find in your home? For example:

A cone is like a crunchy ice-cream cone.

A sphere is like a football.

...etc.

It doesn't have to rhyme, just try your best! Don't forget to add drawings too.

3D Shapes

3D shapes are fat not flat.

A cone is like a party hat.

A sphere is like a bouncy ball.

A cuboid is like a building tall.

A cylinder is like a can of pop.

A cube is like dice you drop.

3D shapes are here and there.

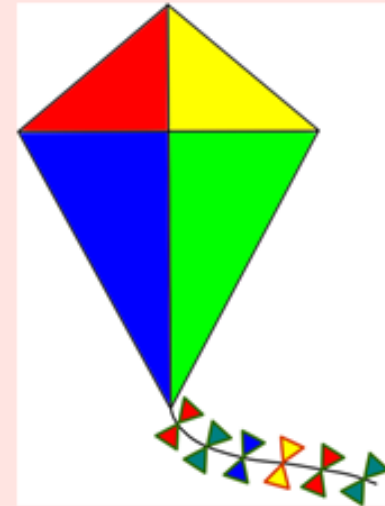
3D shapes are everywhere.



Challenge

What's the same and what's different between a cone and a sphere?

Kite festival



Have you ever tried flying a kite? It's time to give it a try. Watch them soar high in the sky. Delight in the bright colours and wild variety of shapes and sizes.

Exciting prizes for high, fast, big and tiny kites.

The frog life cycle

