



Bowling Alley Game




To make the game you will need :

A cereal box, tape, colouring pens, paper or foil.



Step 1

Open the box and lay it flat. Cut off one of the thin sides.



Step 2

Draw 3 arches on the wide edge of the box and cut them out. Then write the numbers 2, 5 and 10, one over each arch.




Step 3

Using tape stick your box back together.



Step 4

Using foil or paper make 3 balls.



Step 5

Decorate your box. You are now ready to play the game!

To play the game you need to roll the balls through the arches. What is the highest score you can get? Record your answers and have fun!