

Spring 2 Week 1 Friday 26th February:

Literacy: Pirate punch recipe

We are going to continue our writing from yesterday's lesson where we were writing instructions for the method of our recipe. We are going to focus on using verbs and adverbs within our writing. Follow the video on Tapestry to practise holding sentences in your head before writing. Once finished, we will read back through our sentences to see if they can be improved.

Maths: Time

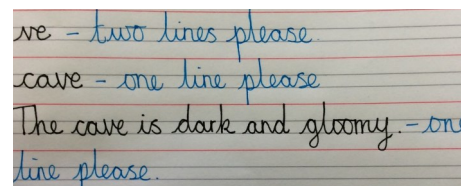
Well done for all of your super maths learning this week. Today we are going to be concluding all the times on the clock that we have explored so far. Please watch both of today's maths videos via Tapestry. The first is our maths lesson going through all three activities, the second is a 'quick fire' telling the time video.

PE

Every Friday, we will be swapping our theme lessons to practise a PE skill. Today's skill is **side stepping** from left to right, and right to left. You could set up pillows inside or rocks/balls outside (as posts) in a zig zag pattern to practise this skill. Each time you arrive at a post, touch it (this counts as one point). How many times can you side step between them in 30 seconds? Let us know your score!

Handwriting: 've'

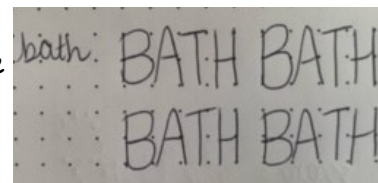
Please take a look at today's handwriting practice photo on Tapestry.



Spelling word of the day:

Bath

Please practice this word in capitals.



Phonics: augh as /or/

Look at the spelling 'augh' for the 'or' phoneme. Sound out and blend the following words: taught, naughty, caught, daughter.

Next segment and spell the following words; caught, daughter, taught, naughty. Put the sound buttons under each word. Read the sentence 'The daughter was caught being naughty.' Read the tricky words could, would, should.

Additional resources and videos for today:

Literacy:

Miss Webster's Literacy lesson video: [Tapestry](#)

Maths:

Miss John's Maths lesson video 1: [Tapestry](#)

Miss John's Maths lesson video 2: QUICK FIRE TIME: [Tapestry](#)

BBC KSI Super Movers: Telling the time: <https://www.bbc.co.uk/teach/supermovers/ks1-maths-telling-the-time/zk4t8xs>

BBC KSI Bitesize: Time: <https://www.bbc.co.uk/bitesize/topics/zhk82hw>


Top Marks game on time: <https://www.topmarks.co.uk/Search.aspx?q=telling+time>

Phonics:

Miss Webster's phonics lesson: [Tapestry](#)

Phonics play: www.phonicsplay.co.uk

PE: Side Stepping



Phonics


Complete each word with the correct spelling, *au* or *ough*?



D		t	er
---	--	---	----



	t	u	mn
--	---	---	----



	th	or
--	----	----



A	s	t	r	o	n		t
---	---	---	---	---	---	--	---



N		t	y
---	--	---	---

Phonics

Can you sort the 'augh' words into words with the 'or' sound and words without?

augh

augh (or)

daughter

taught

distraught

draught

naughtiest

laugh