

Week 5 Friday 5th February:

Literacy: Newspaper report

Today we are going to complete our newspaper report by creating the main report and the conclusion. The main report could include a quote taken from one of the characters. Imagine you have interviewed one of the characters in the story, what would they say?

The conclusion should finish the report by explaining the current situation of the characters. Can you end your report with a question?

Maths: Drawing Pictograms

Over the course of this week you have been introduced to, and interpreted, a range of pictograms. Today we are going to begin to draw pictograms that go up in 2s, 5s, and 10s. Please watch Miss John's maths lesson for today's activities via Tapestry.

Theme: Geography

Today you are going to design your own city, town or village. You are going to create a birds eye view map of your chosen creation. You can include anything you like on your map and it can look however you choose. The only thing you must include is a key to clearly show what your symbols mean. Take a look in this pack for symbol ideas and a map template.

Phonics: ph

Read the following words and verbally put one or two into a sentence: graph, trophy, phone. Next segment and spell the following words; phase, phrase, phonics. Put the sound buttons under each word. Now sort real and alien words with the ph sound using the video on tapestry to help. Read the tricky words Mr, Mrs, people.

Spelling word of the day:

hour

Please watch the video for today's spelling activity.

Handwriting:

Please watch the video for today's handwriting practice.

Practice writing the letters 'nk' in cursive.

Complete two lines of the letters 'nk' and then try using it in the word 'pink'.

Then see if you can think of your own words with these letters in.

Additional resources and videos for today:

Literacy:

Miss Webster's Literacy lesson: [Tapestry](#)

Maths:

Miss John's Maths Lesson video: [Tapestry](#)

Explanation of pictograms: <https://www.theschoolrun.com/pictograph#:~:text=A%20pictogram%20is%20a%20chart,to%20show%20the%20numbers%20involved>

BBC Bitesize KSI Pictograms: <https://www.bbc.co.uk/bitesize/clips/zg4d2hv>

What is a pictogram?: <https://www.twinkl.co.uk/teaching-wiki/pictogram>

Phonics:

Miss Webster's phonics lesson: [Tapestry](#)

Phonics play: www.phonicsplay.co.uk

Theme:

Designing a map video: [Tapestry](#)

Phonics

Real or alien word?



telephone

phonit

trophy

stolphin

boyph

photograph

phirt

nephew

Theme


Possible symbols to use on your map



Grass



Mud



Trees



River



Campsite



Church



Picnic area



Windmill




Footpath



Carpark



Cycle track



Light house



Castle



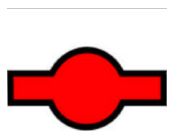
Nature reserve



Theme park



Sand



Bus stop



Restaurant



Train station