

Week 6 Thursday 11th February:

RE: *Is religion all around us?*

Today we will continue to think about our big question, we are going to consider religious places to visit in our area. We are going to think about the importance of a Church to Christians and some of the things you might see in a Church.

Please watch the video on Tapestry to guide you through today's RE learning. Then take a look at today's writing and art activities below:

Writing Activity:

Christians believe that God created the world in 7 days. Have you ever created something that you have felt really proud of? This could be a beautiful piece of art work, a story you have written, something you have baked or cooked, a Lego structure or something else you are proud of! Write a title for your proud creation and draw a picture to represent it. Then write a sentence explaining what you are proud to have created and why. You will need to use the word 'because' to explain why you are proud. Take a look at the template to help you with your writing.

Art Activity: We'd like you to create your own stained glass window. Take a look at today's video to show you an example of how you could create it. Use any resources you have at home. You do not have to create a cross as your picture on the window, you could choose another religious symbol or a particular bible story that you really like, for example Noah's Ark (Noah and the Flood).

Maths: *Creating bar charts in 2s, 5s and 10s*

For today's Maths activities, please take a look on page 3 and 4 of this document. If you do not have access to a printer, you could write "Activity 1" in your book with your answers, then "Activity 2" etc. Don't forget to watch and join in with Miss John's Maths Meeting video, available on Tapestry, to extend your maths learning today.

Phonics: *ow as oa*

Read the following words and verbally put one or two into a sentence: low, row, snow, grow, crow, window, throw, mow. Next segment and spell the following words; slow, crow, throw. Put the sound buttons under each word. Sound out and write the sentence 'The tree grows slowly'.

Practise reading the tricky words looked, called and asked.

Spelling homophones:

wood and would

Please watch the video for today's spelling activity.

Handwriting:

Please watch the video for today's handwriting practice. Practice writing the letters 'of' in cursive. Complete two lines of the letters 'of' and then try using it in the word 'soft'. See if you can think of your own words with these letters in.

Additional resources and videos for today:

RE:

Miss Webster's RE lesson video: [Tapestry](#)

Art activity video example made by Mrs Bryant: [Tapestry](#)

BBC KS1 Bitesize: 21 clips for you to watch, if you wish to develop your understanding of

Christianity: <https://www.bbc.co.uk/bitesize/topics/zdykjs>

Phonics:

Miss Webster's phonics lesson: [Tapestry](#)

Phonics play: www.phonicsplay.co.uk

Maths:

Miss John's Maths lesson video: [Tapestry](#)

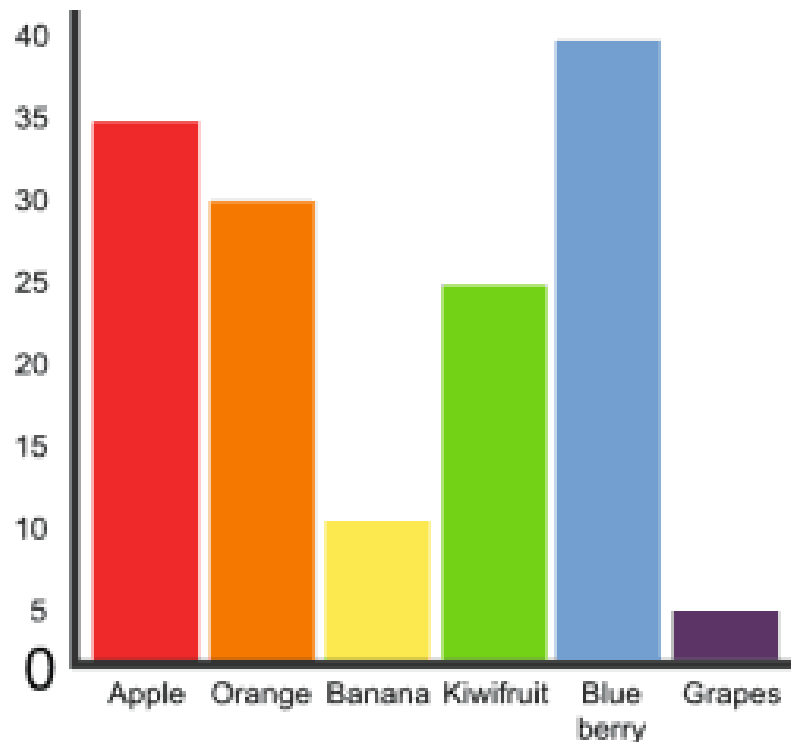
Introduction to Block Diagrams/Graphs/Bar Charts: <https://www.theschoolrun.com/what-is-a-block-graph#:~:text=In%20KS1%20children%20find%20out,one%20block%20represents%20one%20item>

Introduction to Block Graphs/Bar Charts: <https://www.mathswithmum.com/block-graphs-diagrams/>

Top Marks Games: <https://mathsframe.co.uk/en/resources/resource/51/bar-charts>

Maths Activities:

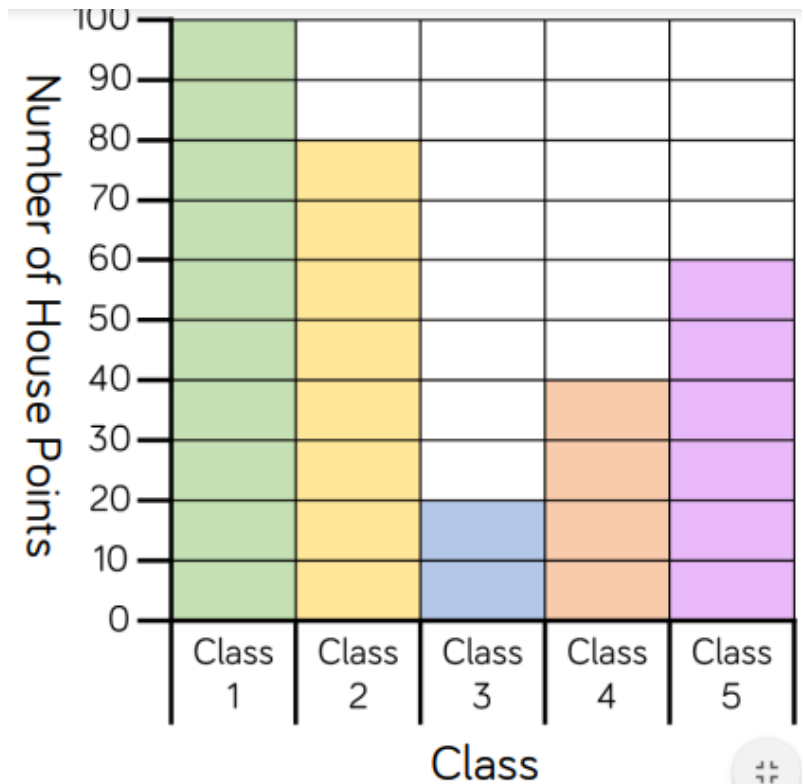
Activity 1:



Write down three facts that you can tell me all about this bar chart. It can be any three facts that you like, for example you could tell me what the chart is all about, what the chart is counting up in, what the most/least popular is, the difference between particular fruits, or the total of all fruits add together.

Activity 2:

Class 5 collected their whole school's house points. Here are their results.



- 1) Which class collected the *most*? _____
- 2) Which class collected the *fewest*? _____
- 3) How many *more* points did Class 2 get than Class 4? _____
- 4) How many *fewer* points did Class 3 get than Class 5? _____

Activity 3: Here are three sets of tables with different data inside each. Your task is to decide which set of data to display inside the block diagram (bar chart), pictogram or tally chart. Think about what they are counting in (1s, 2s, 5s). Once you have decided, please complete all charts.

Data Set 1

Team	Goals scored
A	20
B	32
C	27
D	16

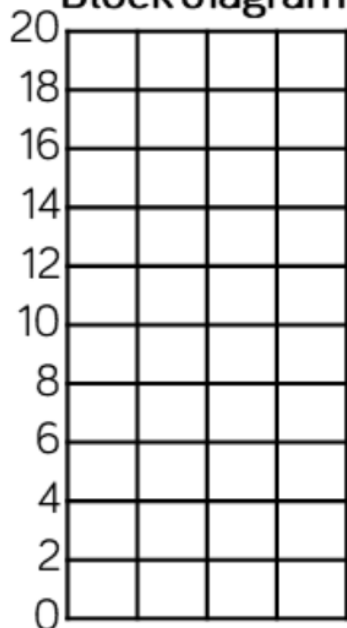
Data Set 2

Player	Points
1	20
2	65
3	80
4	45

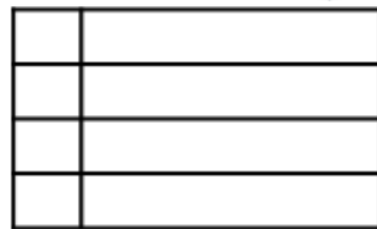
Data Set 3

Name	Score
Ron	20
Eva	12
Amir	6
Mo	16

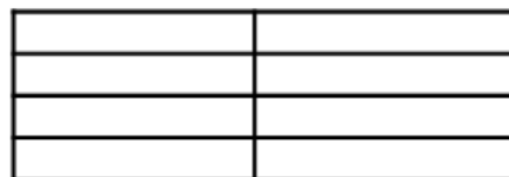
Block diagram



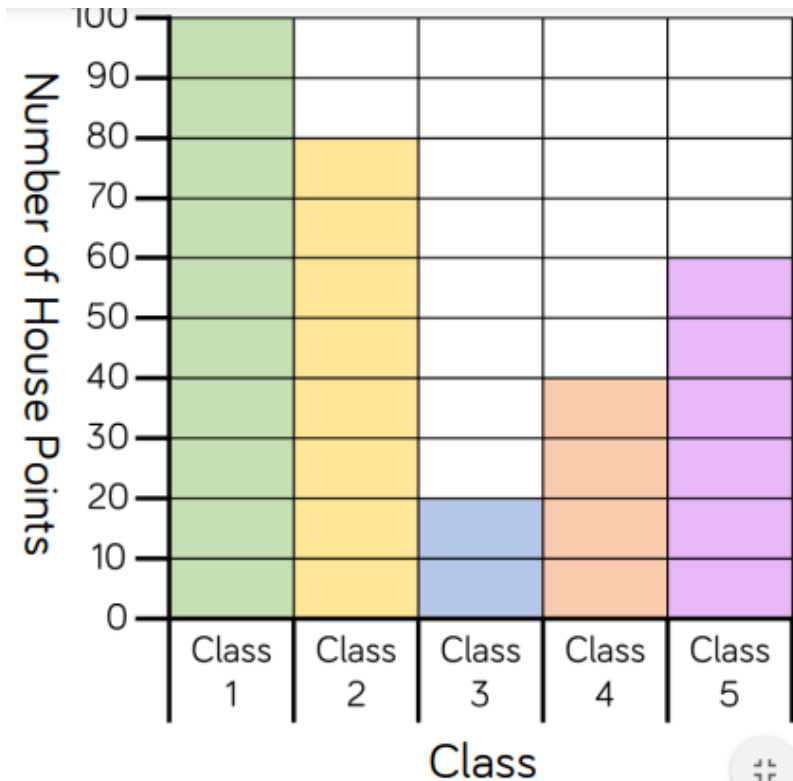
Pictogram  = 10



Tally Chart




Extension:




Taking a look back at the bar chart from activity 2, how many points did the whole school collect altogether? Get ready to start counting in 10s!

RE Writing Activity Template: The top box is for your title and the blank box is for your drawing.



Extension: What do Christians believe that God created?

RE—Things we could find in a Church.
Can you match the picture to the correct name?



Stained glass window

Crucifix

Candles

Altar


Font

Lectern


The Crow in the Snow



This crow wants to grow. This crow wants to show how high she can go.



This crow flaps up high. She sees so much below! She sees the farmer mow. She sees her shadow.



Just then wind starts to blow... It starts to snow! The wind blows the snow and the crow. Oh no!



The wind and the snow blow the crow past a window. "Hello crow!" says the kid at the window.



Then the crow sees a rainbow! The snow stops and the wind starts to slow.



At last, the poor crow can fly low. The crow is glad she is not in the wind and the snow! But she is glad she showed how high she can go!