

Week 6 Tuesday 9th February:

RE: *Is religion all around us?*

Today we are going to continue our learning on our Big Question. In particular, we will be exploring how religion guides a person's daily life.

Please watch the video on Tapestry to guide you through today's RE learning. Then take a look at today's writing and art activities below:

Writing Activity: What symbols do you recognise that link to Christianity? Please draw a range of symbols as a brainstorm in your book and label each drawing. **Extension:** Why is light (candles) important in Hinduism, Sikhism and Judaism? If you would like to use a template, please see page 6 of this document.

Art Activity: Add a cross to your world that you created yesterday. Please take a look at today's video (this is the same video as yesterday) for a design idea for your cross. At the moment, a rainbow is a sign of hope and a sign to thank the NHS for all of their wonderful work during this time, so the example of today's art is a cross filled with rainbows. The design on your cross is up to you! We can't wait to see what you have created.

Maths: Reading bar charts in 1s and 2s

For today's Maths activities, please take a look on page 3 and 4 of this document. If you do not have access to a printer, you could write "Activity 1" in your book with your answers, then "Activity 2" etc. Don't forget to watch and join in with Miss John's Maths Meeting video, available on Tapestry, to extend your maths learning today.

Phonics: o-e

Read the following words and verbally put one or two into a sentence: bone, home, note, awake, explode, those. Next segment and spell the following words; bone, home, stone, envelope. Put the sound buttons under each word. Now sort real and alien words with the o-e sound using the video on tapestry. Sound out and write the sentence 'I woke up in my home'.

Spelling homophones:

hare and hair

Please watch the video for today's spelling activity.

Handwriting:

Please watch the video for today's handwriting practice. Practice writing the letters 'oo' in cursive. Complete two lines of the letters 'oo' and then try using it in the word 'look'. Then see if you can think of your own words with these letters in.

Additional resources and videos for today:

RE:

Miss John's RE lesson video: [Tapestry](#)

Art activity video example made by Mrs Bryant: [Tapestry](#)

Writing activity template on [page 6 of this document](#).

BBC KSI Bitesize: 21 clips for you to watch, if you wish to develop your understanding of

Christianity: <https://www.bbc.co.uk/bitesize/topics/zdykjs>

Phonics:

Miss Webster's phonics lesson: [Tapestry](#)

Phonics play: www.phonicsplay.co.uk

Maths:

Miss John's Maths lesson video: [Tapestry](#)

Introduction to Block Diagrams/Graphs/Bar Charts: <https://www.theschoolrun.com/what-is-a-block-graph#:~:text=In%20KSI%20children%20find%20out,one%20block%20represents%20one%20item>.

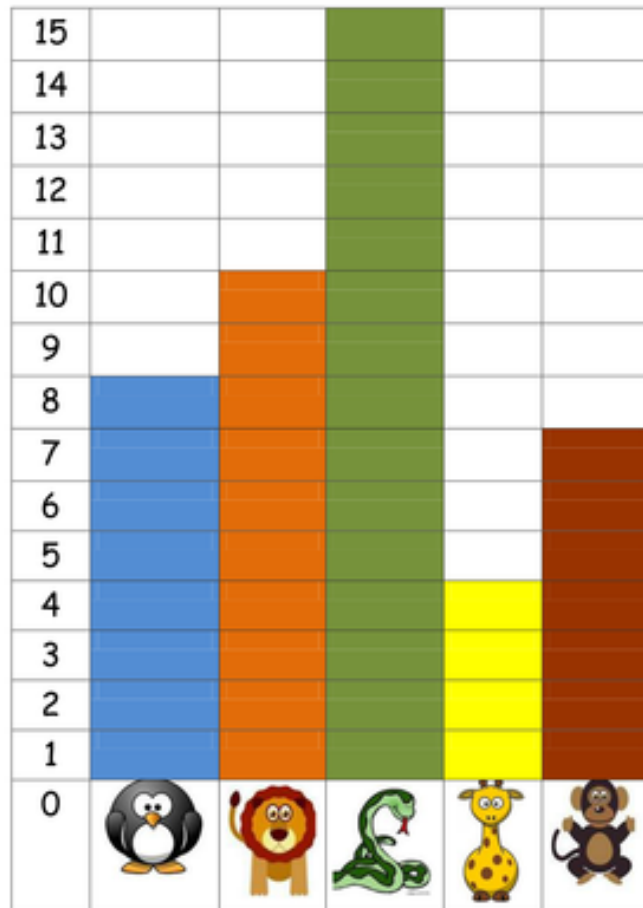
Introduction to Block Graphs/Bar Charts: <https://www.mathswithmum.com/block-graphs-diagrams/>

Top Marks Games: https://mathsframe.co.uk/en/resources/resource/51/bar_charts

Maths activities for today: You could print these off or write the answers in your book.

Activity 1:

- 1) Give this bar chart a title and write it on the black line at the top or in your book.
- 2) What can you tell me about the data in this chart? Write down how many of each animal there are, then add together to find the total.
- 3) What is the difference between the number of giraffes to snakes? What is the different between the number of monkeys to lions?



Activity 2:

Colour	Number of children
Red	5
Green	8
Blue	7
Yellow	2

Class 4 are collecting data about favourite colours. For this activity, we would like you to make your own bar chart to show the data collected in the table above.

You could use any household items, such as Lego bricks, pieces of dried pasta, building blocks, little toys etc. You could also have a go at drawing your own chart on a piece of paper or in your home learning book. Alternatively, on page 5 of this document there is a chart template for you to use, if you wish to print it out.

Activity 3:

Here is a bar chart that does not show any information on it, other than coloured blocks for each column.

Your challenge is to add the information onto this bar chart so that it tells us a story.

Your chart could be about

“Favourite flavour ice-creams” or

“Number of insects found in the garden”,


or it could be about anything you like!

Each box could be worth 1, so

counting in 1s, or it could be worth 2,

so counting in 2s along the left

hand side.

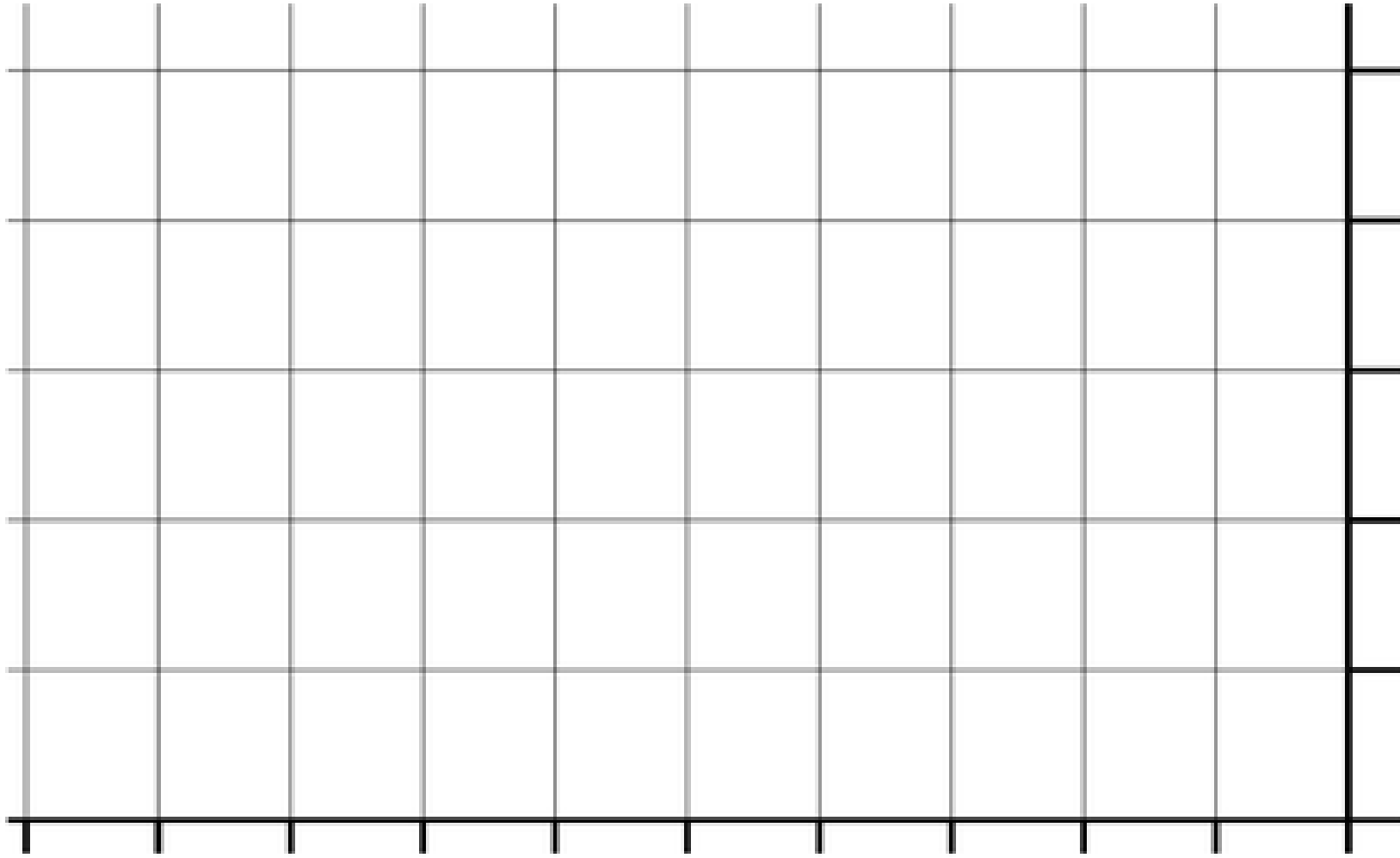


Along the bottom you will need to write down words/names for your chosen data, for example if my chart was all about favourite flavoured ice-creams, I would put strawberry underneath the pink blocks, mint underneath the green blocks, blueberry underneath the blue blocks etc. Try your best and we can't wait to see your work uploaded onto Tapestry later on today!

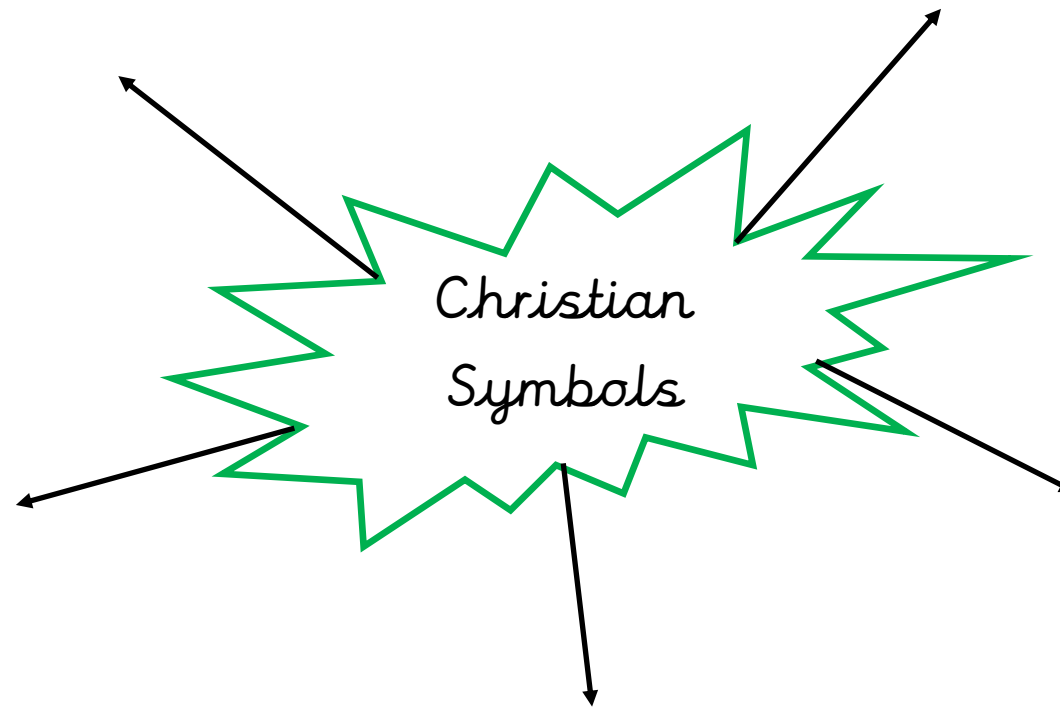
Extension:

Can you create blank bar chart, similar to activity 3, for a grown up or older sibling to complete at home??

Template for Activity 2—This template is optional for you to use to complete activity 2. Please turn the page from landscape to portrait to create your bar chart.



RE Template for Writing Activity: You do not have to use this, this is just an example.



Extension: Why is light (candles) important in Hinduism, Sikhism and Judaism?

Phonics

Real or alien word?



alone

note


shobe

globe

pode

Phonics

o-e challenge. Can you spot all the o-e words in the picture? How many can you find?



Spelling

Can you complete each sentence with hair or hare?

My _____ is long and brown.

A _____ likes to eat grass.

Can you think of your own sentences that use hair and hare?