

## Week 5 Wednesday 3rd February:

### Literacy: Newspaper report

Yesterday we created a name for our own newspaper and a headline for our report. Today we are going to draw a picture of the events and write a caption for our picture. Our caption needs to match what is shown in the picture and we need to include adjectives. You will need to consider if you are writing the report as the wolf is guilty or innocent. Follow the video on tapestry for today's lesson.

### Maths: Interpreting Pictograms

Yesterday you explored pictograms and used your tally chart data to create your own pictogram. Today we are going to continue our learning on pictograms. Please watch Miss John's maths lesson for today's activities via Tapestry.

### Theme: Geography

Follow the video on tapestry to discuss birds eye view maps. Today we are going to look at a photo from above of our school. We are then going to use this to draw our own map of the school and label the features. Once you have finished this, could you create a birds eye view map of a room in your house? Look at the examples in this pack. Don't forget to include a key for your map.

### Phonics: oy

Read the following words and verbally put one or two into a sentence: boy, toy, joy, royal. Next segment and spell the following words; enjoy, Roy, destroy. Put the sound buttons under each word. Read the sentence 'Can I play with this toy?'  
Read the tricky words Mr, Mrs people.

### Spelling word of the day:

**water**

Please watch the video for today's spelling activity.

### Handwriting:

Please watch the video for today's handwriting practice.

Practice writing the letters 'ck' in cursive.

Complete two lines of the letters 'ck' and then try using it in the word 'quick'.

Then see if you can think of your own words with these letters in.

## Additional resources and videos for today:

### Literacy:

Miss Webster's Literacy lesson: [Tapestry](#)

The true story of the three little pigs: <https://www.youtube.com/watch?v=xB07RfntTxw>

### Maths:

Miss John's Maths lesson video: [Tapestry](#)

Explanation of pictograms: <https://www.theschoolrun.com/pictograph#:~:text=A%20pictogram%20is%20a%20chart,to%20show%20the%20numbers%20involved>

BBC Bitesize KSI Pictograms: <https://www.bbc.co.uk/bitesize/clips/zg4d2hv>

What is a pictogram?: <https://www.twinkl.co.uk/teaching-wiki/pictogram>

### Phonics:

Miss Webster's phonics lesson: [Tapestry](#)

Phonics play: [www.phonicsplay.co.uk](http://www.phonicsplay.co.uk)

### Theme:

Birds eye view maps video: [Tapestry](#)

## Theme


### Birds eye view of Dereham Church Infant and Nursery School




## Theme

### Map template and key for school


Key:




Road



Tree




School




Church



House



Path

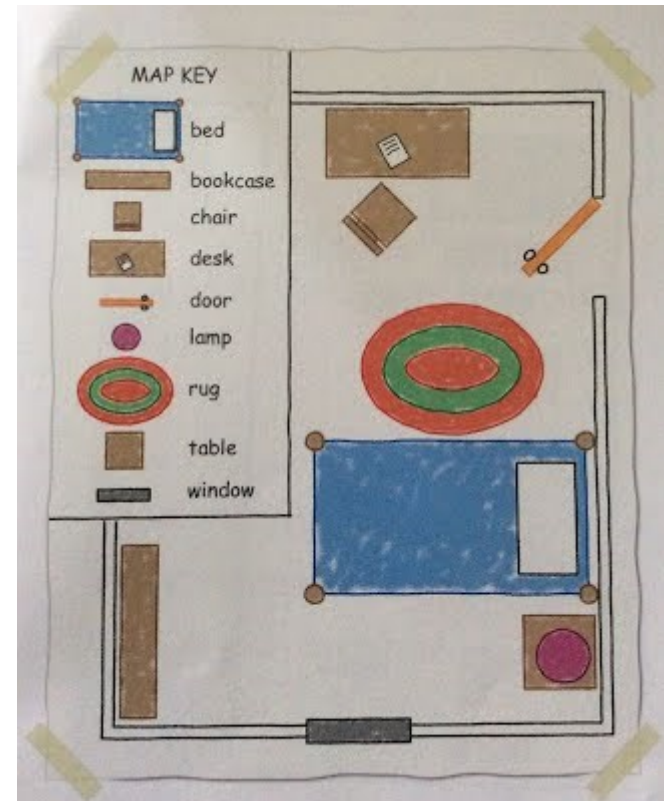
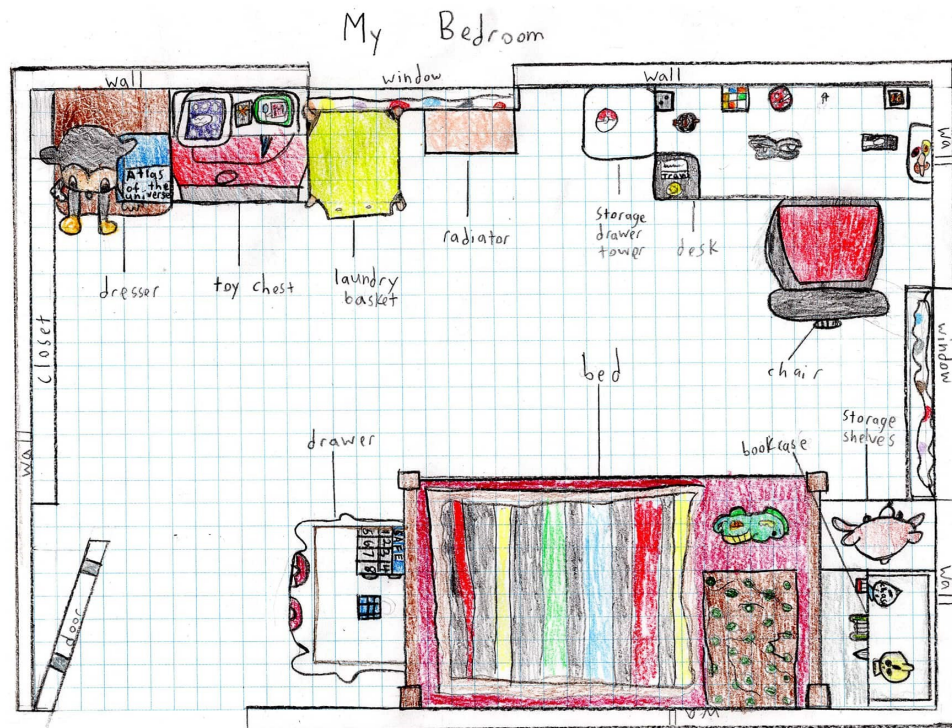
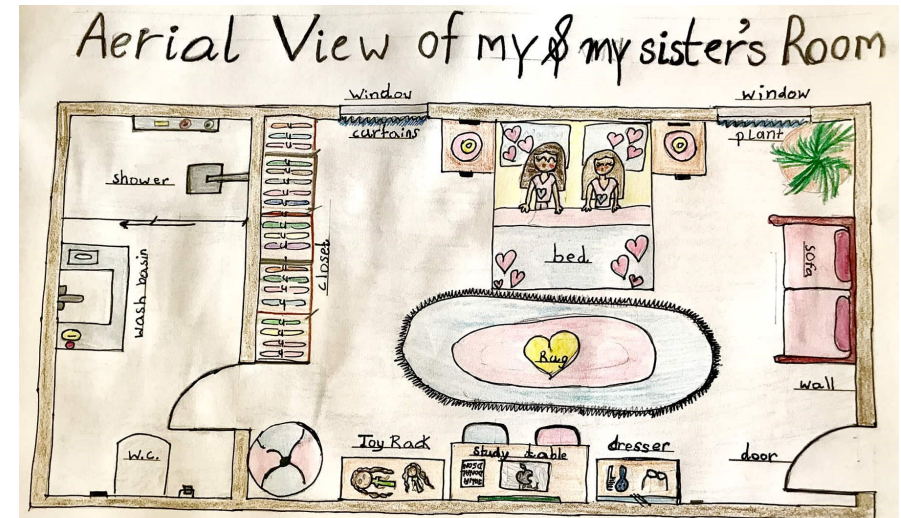
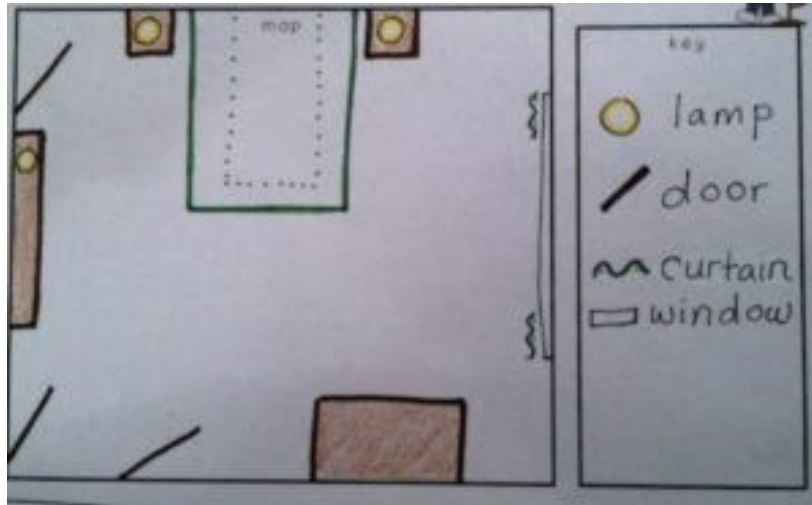


Grass



## Theme

### Ideas for a birds eye view map of a room in your house



Theme

Map template and key for a room

Key: