

# Spring 2 Week 2 Monday 1st March:

## Literacy: Pirate punch recipe

Last week we followed a recipe to make Ahoy matey punch! Today you are going to design your very own punch recipe. Use the planning template to think about what your recipe will include and create a plan. You will need to think of a name for your punch which is pirate themed. You will need to consider the ingredients you will use in your punch. Follow the video on tapestry to follow how to complete the planning template.

## Maths: Time: 5 minute past intervals

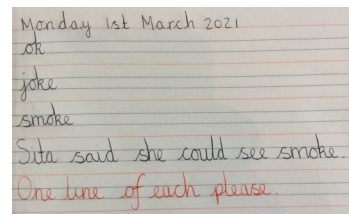
This week we are continuing our learning on time. We are going to be reading and telling the time of 5 minute past intervals (5, 10, 15, 20 and 25 minutes past). If you would like to print out the activities, please see *page 3*—you do not have to, you could write your answers. Please watch today's maths video via Tapestry.

## Theme: Pirate treasure map

Last week you followed design criteria to draw your own pirate treasure map. Today you are going to use computing to create a treasure map. Follow the video on tapestry to see how to use Purple mash to create a treasure map. Once you have watched the video, you can login to your own account to have a try. Remember once your map is finished you must save your work and click the button that says 'hand in'.

## Handwriting: 'ok'

Please take a look at today's handwriting practice photo within this document.



## Phonics: oor as /or/

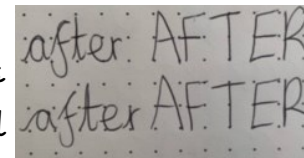
Look at the spelling 'oor' for the 'or' phoneme. Sound out and blend the following words: door, moor, floor, poor.

Next segment and spell the following words; door, moor, floor, poor. Put the sound buttons under each word. Write the sentence 'The door fell onto the floor.' Read the tricky words fast, last, past, after, father.

## Spelling word of the day:

after

Please practice this word in upper and lower case.



## Additional resources and videos for today:

### Literacy:

Miss Webster's Literacy lesson video: [Tapestry](#)

Literacy starter on BBC super movers: <https://www.bbc.co.uk/teach/supermovers/ks1-english-adjectives-adverbs-with-johnny-inel/znfjbdm>

### Maths:

Miss John's Maths lesson video: [Tapestry](#)

BBC KSI Super Movers: Telling the time: <https://www.bbc.co.uk/teach/supermovers/ks1-maths-telling-the-time/zk4t8xs>

BBC KSI Bitesize: Time: <https://www.bbc.co.uk/bitesize/topics/zhk82hw>

Top Marks game on time: <https://www.topmarks.co.uk/Search.aspx?q=telling+time>

Activities 1, 2 and 3 on the next page (if you wish to print off the resources—you do not need to as you could write your answers in your home learning book or on a piece of paper instead).

### Phonics:

Miss Webster's phonics lesson: [Tapestry](#)

Phonics play: [www.phonicsplay.co.uk](http://www.phonicsplay.co.uk)

### Theme:

Demonstration of using purple mash to complete theme: [Tapestry](#)


Purple mash activity: [www.purplemash.com](http://www.purplemash.com)

Purple mash login details: [Tapestry](#)

01.03.21 Maths: To tell the time of five minute past intervals.

Activity 1:

Write the time for these clock faces.



Activity 2:

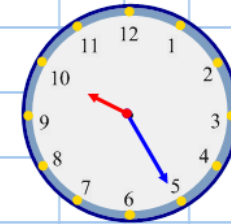
Draw lines to match the time to the correct clock.

5 minutes past 10

10 minutes past 10

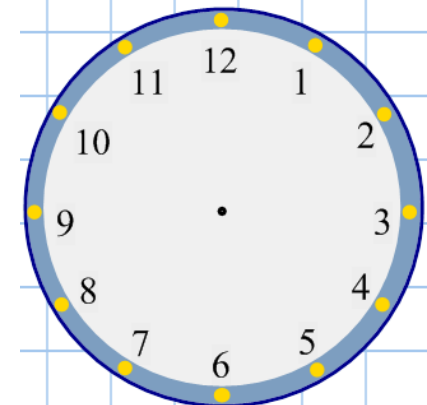
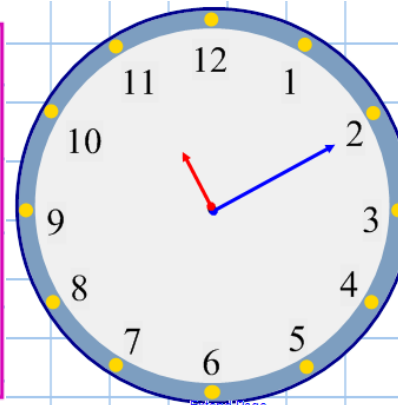
20 minutes past 10

25 minutes past 10



Activity 3:

Sophia starts her maths questions at 10 minutes past 11. Each maths question took her 5 minutes to answer. She answered 3 questions. What time did she finish?



## Handwriting

Monday 1st March 2021

ok

joke

smoke

Sita said she could see smoke.

One line of each please.