

Spring 2 Week 2 Thursday 4th March:

Literacy: Pirate punch recipe

Today we are going to finish writing our own recipe for punch by creating instructions for the method. The method will instruct people how to make your punch. You will need to think carefully about each step that is needed to create your pirate punch. In your method you will need to include verbs as well as some time conjunctions. Follow the video on Tapestry to see the success criteria for today's lesson.

Maths: Time: Durations of time

Today we are going to explore the number of hours in a day and minutes in an hour. Please watch today's maths video via Tapestry. Activities 1, 2 and 3 are on page 3 of this document if you wish to print this page off (you do not have to, this is just an option).

Theme:

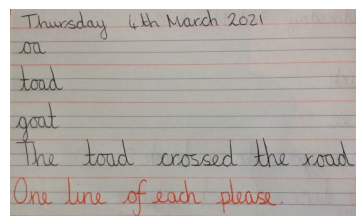
Make your own pirate punch

Using your literacy work from this week, we'd like you to have a go at making your own pirate punch! You could use any ingredients that you have in your home.

Don't forget to take photos/videos of you making and trying your punch, and upload them onto Tapestry for us to see your delicious drinks!

Handwriting: 'oa'

Please take a look at today's handwriting practice photo within this document.



Spelling word of the day:

past

Please
practice



this word in bubble writing.

Phonics: /or/ graphemes

We are going to practise reading and spelling words with the different /or/ spellings.

Sound out and blend the following words: crawl, launch, stalk, court, naughty, floor, oar, bored. Next segment and spell the following words: lawn, August, fall, your, caught, door, roar, wore. Can you sort the words into real and alien words? Read the tricky words fast, last, past, after, father.

Additional resources and videos for today:

Literacy:

Miss Webster's Literacy lesson video: [Tapestry](#)

Maths:

Miss John's Maths lesson video: [Tapestry](#)

Maths meeting: [Tapestry](#)

BBC KSI Super Movers: Telling the time: <https://www.bbc.co.uk/teach/supermovers/ks1-maths-telling-the-time/zk4t8xs>

BBC KSI Bitesize: Time: <https://www.bbc.co.uk/bitesize/topics/zhk82hw>

Top Marks game on time: <https://www.topmarks.co.uk/Search.aspx?q=telling+time>

Activities 1, 2 and 3 on the next page (if you wish to print off the resources—you do not need to as you could write your answers in your home learning book or on a piece of paper instead).

Phonics:


Miss Webster's phonics lesson: [Tapestry](#)

Phonics play: www.phonicsplay.co.uk

04.03.21 Maths: To find duration of time.

Activity 1:

What is the duration of time between these two clocks?



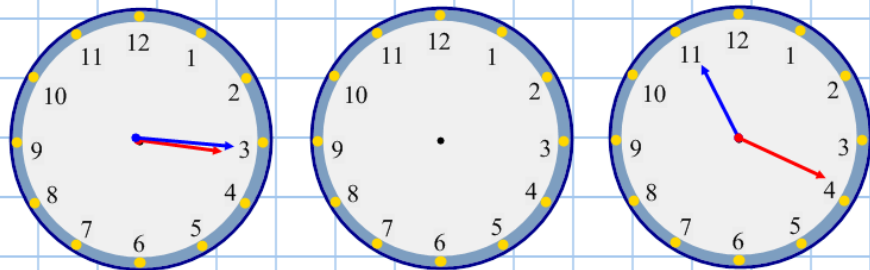
How do you know?

Activity 3:

Jack leaves school at quarter past 3.

He arrives home at 5 minutes to 4.

How long was his journey?



Start time

Duration

End time

Activity 2:

Complete the table:

Start	End	Time passed	Duration
			____ minutes
			____ minutes
5 past 2	5 to 3		____ minutes

Phonics

Real or alien word?



dawl

talk

shore

thawl

jaunty

drawer

tröre

chawn

shawl

maunch

Thursday 4th March 2021

oa

toad

goat

The toad crossed the road.

One line of each please.