

## Spring 2 Week 2 Wednesday 3rd March:

Literacy: Pirate punch recipe

Today we will be continuing our own recipe for punch, you will need your plan from Monday to help you to do this. Today we are going to write a list of ingredients and a list of equipment that will be needed to follow the recipe. We are going to focus on the correct use of bullet points for our lists. Follow the video on tapestry to see how to do this.

Maths: Time: Hours in a day

Today we are going to explore the number of hours in a day and minutes in an hour. Please watch today's maths video via Tapestry. Activities 1, 2 and 3 are on pages 3 and 4 of this document if you wish to print them off (you do not have to, this is just an option).

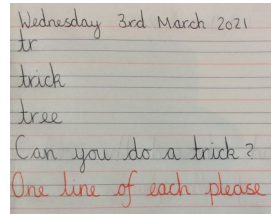
Theme: Pirate punch packaging

This week in Literacy you have been designing your own pirate punch and writing a recipe of how to create this.

In theme today, you are going to design packaging for your punch. Imagine your punch is being placed in cartons to be sold in a shop, what would you want those cartons to look like? Follow the video on Tapestry to see a demonstration of how to use purple mash to design your packaging and then login to your account to create your own design.

Handwriting: 'tr'

Please take a look at today's  
handwriting practice photo within  
this document.



Phonics: ore as /or/


Look at the spelling 'ore' for the 'or' phoneme. Sound out and blend the following words: core, snore, score, store, more, wore, tore, bored.

Next segment and spell the following words; snore, store, more, bored. Put the sound buttons under each word. Write the sentence 'She was so bored that she began to snore.' Read the tricky words fast, last, past, after, father.

Spelling word of the day:

last

Please practice this word in curly writing.



## Additional resources and videos for today:

### Literacy:

Miss Webster's Literacy lesson video: [Tapestry](#)

### Maths:

Miss John's Maths lesson video: [Tapestry](#)

BBC KSI Super Movers: Telling the time: <https://www.bbc.co.uk/teach/supermovers/ks1-maths-telling-the-time/zk4t8xs>

BBC KSI Bitesize: Time: <https://www.bbc.co.uk/bitesize/topics/zhk82hv>

Top Marks game on time: <https://www.topmarks.co.uk/Search.aspx?q=telling+time>

Activities 1, 2 and 3 on the next couple of pages (if you wish to print off the resources—you do not need to as you could write your answers in your home learning book or on a piece of paper instead).

### Phonics:

Miss Webster's phonics lesson: [Tapestry](#)

Phonics play: [www.phonicsplay.co.uk](http://www.phonicsplay.co.uk)

### Theme:

Demonstration of using purple mash to complete theme: [Tapestry](#)


Purple mash activity: [www.purplemash.com](http://www.purplemash.com)

Purple mash login details: [Tapestry](#)

03.03.21 Maths: To explore  
hours in the day.

## Activity 1

Starting from midnight show every hour on the clocks for  
a whole day. Then write the following sentence: *There are*  
*— hours in a day.* Where does it change from AM  
(morning) to PM (afternoon/evening)?



Where does the time change from AM (in the  
morning) to PM (in the afternoon)?

---

---

## Activity 2:

Using the clock, show how many minutes there are in 1 hour.

How many minutes would be in 2 hours?



## Extension:

Match the bars to the times.

60 minutes

60 minutes 60 minutes

60 minutes

60 minutes 10

90 minutes

70 minutes

120 minutes

2 hours

1 hour

## Activity 3

Do you agree with Tommy?

Please explain your answer.



Tommy

There must be 12 hours in a day because we start from midnight and go up to 12 o'clock then start again from 1

Activity 3: Explain your answer:



Wednesday 3rd March 2021

tr

trick

tree

Can you do a trick?

One line of each please.