

Year Two Phonics workshop



In School...

- * **Daily Phonics**
- * **Phonics intervention**
- * **Stories shared daily**
- * **Read a range of texts**

At home...

You can help your child by:

- * Reading with your child everyday
- * Discussing your favourite stories
- * Reading a range of texts
- * Playing games such as on Phonics Play
- * Practising segmenting and blending
- * Playing listening games using phonics
- * Practising reading common exception and sight words

Phonics screening

Children usually participate in the phonics screening during Year one. Due to school closure and national lockdowns, the children did not complete their phonics screening last year. This means the children will complete their screening during the Autumn term of Year 2.

What is it?

- *The screening is statutory
- *Tests phonics knowledge
- *40 words; 20 real and 20 pseudo
- *Two sections

What is tested?

- *Segmenting and Blending
- *40+ phonemes
- *Digraphs/trigraphs and their alternatives, e.g. /ai/ ay a_e,

When is it?

The screening will take place during November. It will be 1:1 with your child's class teacher.

After the test...

A letter will be sent home with your child's score and to inform you of the pass score. The letter will provide information to explain how school will support your child further if they did not pass the screening.

fip



pon



hab



ulb



plap




froin



melp



heent



Examples of the phonics screening.

Section 1


shed

long

soil

chart

yair



blies



keam



whape




river

diving

beehive

midnight



Please contact your child's class teacher if you have any questions regarding the phonics screening or require further support with phonics or reading at home. Please use your child's link book to do this.